

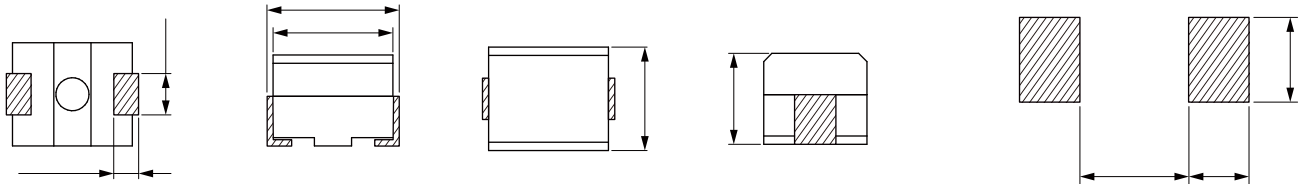
# WIS Series

## CHARACTERISTICS

- Small size and higher inductance available
- Small tolerance available
- 

## APPLICATION

- Filter
- 



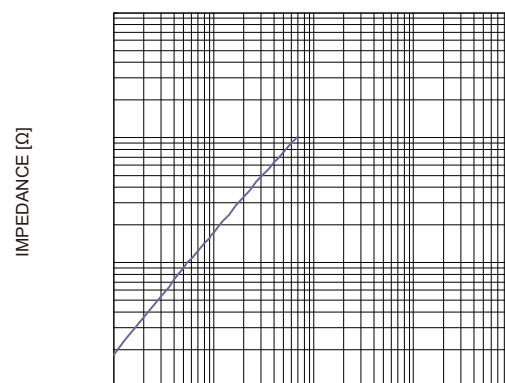
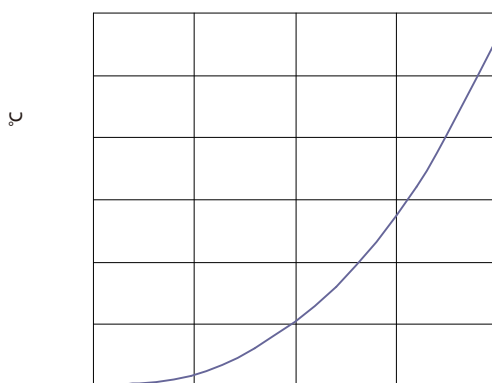
				25.2			
				25.2			
				25.2			
				25.2			
				25.2	525		
				25.2			
				25.2			
				25.2			
				25.2	395		
				25.2			
				25.2			
				7.96	295		
				7.96	255		
				7.96			
				7.96			

	2.2			7.96			
	2.7			7.96	65		
	3.3			7.96	55		
	3.9			7.96			
				7.96			
	5.6			7.96			
				7.96	35		
				7.96			
				2.52			
				2.52		2.5	
				2.52	25		
				2.52	22	3.3	
	22			2.52		3.7	
	27			2.52			
	33			2.52		5.6	
	39			2.52			65
				2.52			
	56			2.52			55
				2.52			
				2.52			
					9		
					7		65

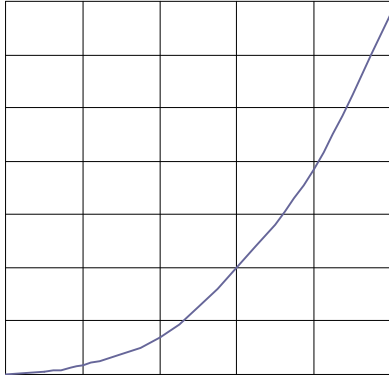
°C

°C

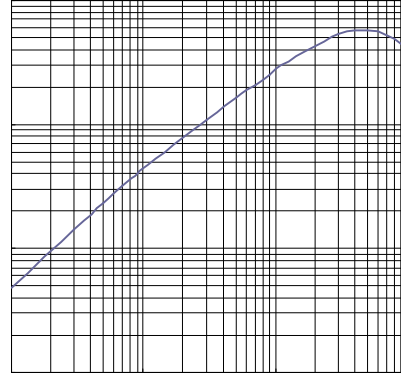
°C



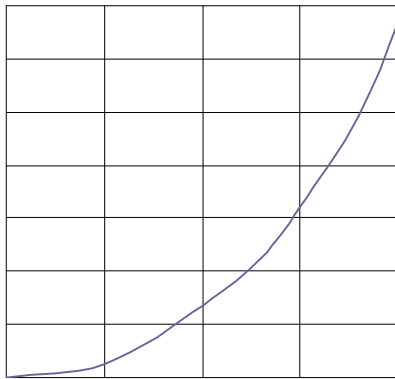
C



IMPEDANCE [ $\Omega$ ]



C



IMPEDANCE [ $\Omega$ ]

