

SCM Series



FEATURES

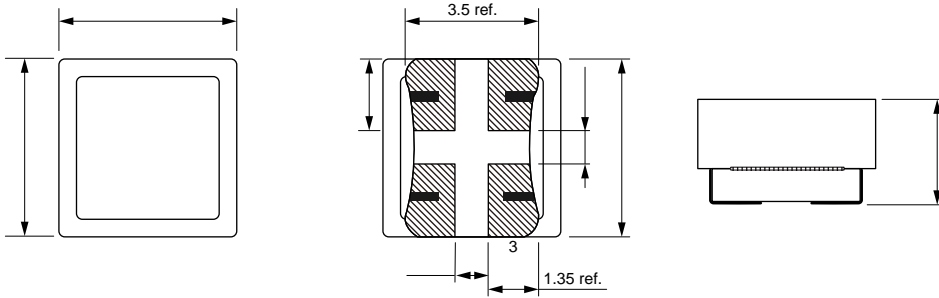
-
-
-
-

: C

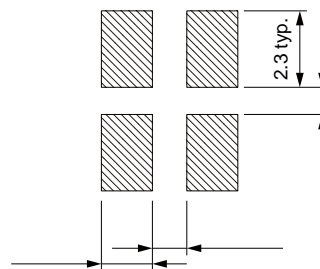
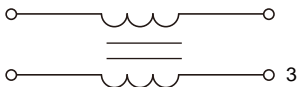
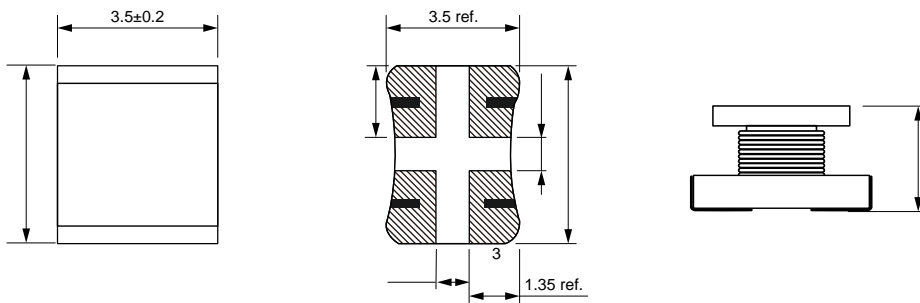
APPLICATIONS

-

Z 3000

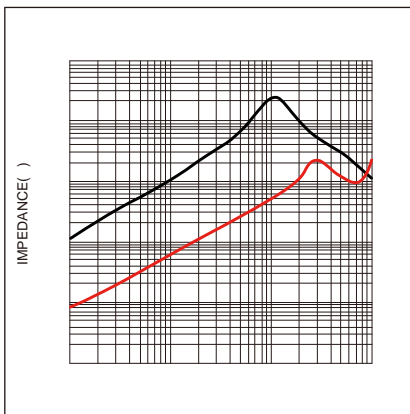
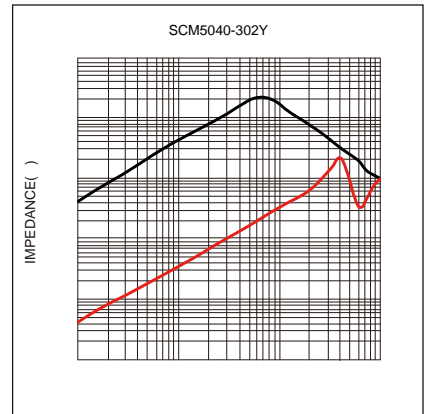
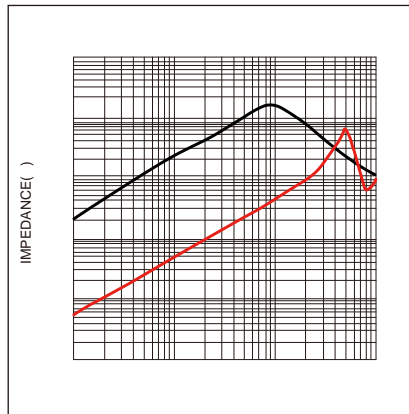
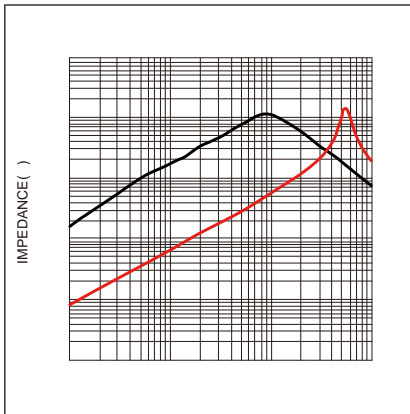
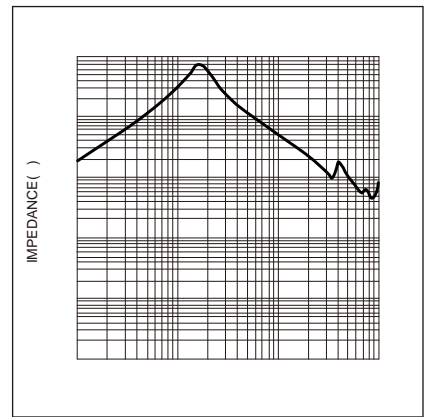
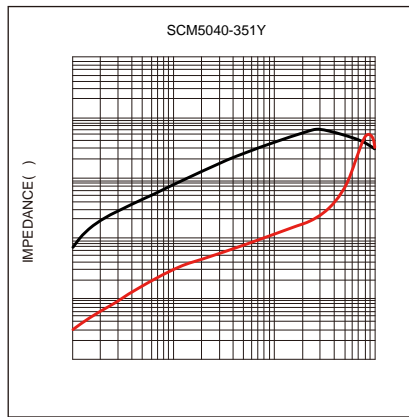
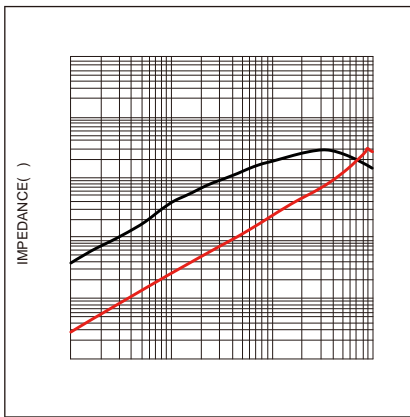


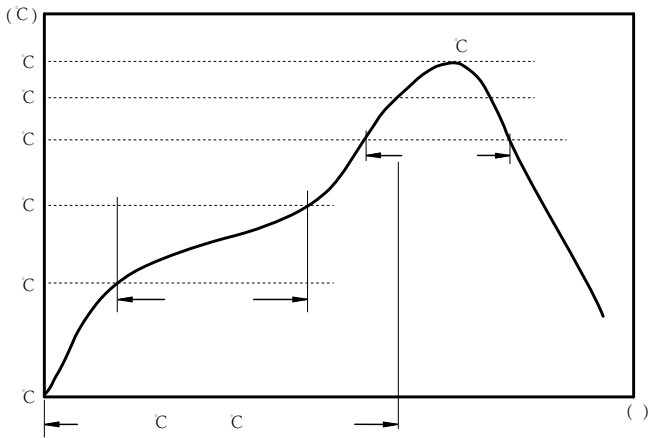
=4000



Part No	Impedance @ 100 MHz Typ. ()	Inductance @ 100 KHz/0.1V Typ. ()	DC Resistance Max. ()	Rated Current Max. (A)	Rated Voltage Max. (Vdc)	IR Min. (M)
SCM5040-191Y	190	0.6	0.02	5.0	50	10
SCM5040-351Y	350	1.1	0.04	2.0	50	10
SCM5040-501Y	500	2.3	0.23	1.0	50	10
SCM5040-102Y	1000	3.7	0.06	1.5	50	10
SCM5040-152Y	1500	5.6	0.10	1.0	50	10
SCM5040-302Y	3000	8.0	0.20	0.5	50	10
SCM5040-402Y	4000	1.8	0.30	0.2	50	10

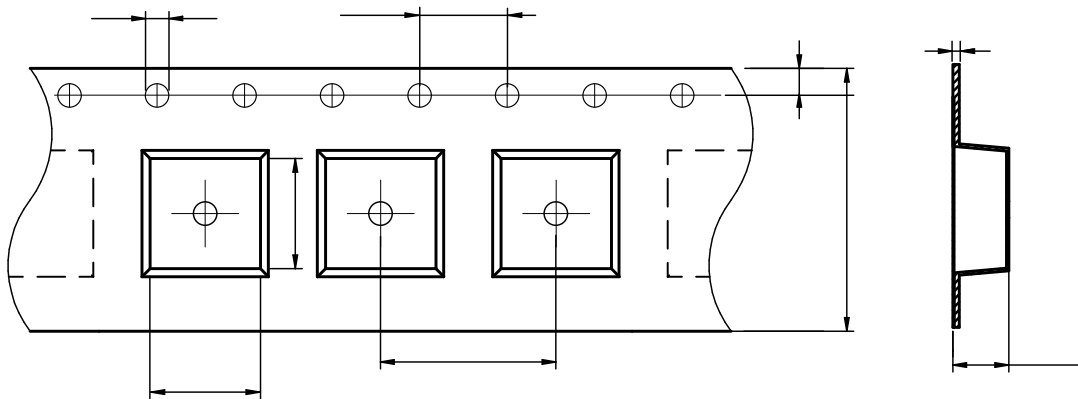
△





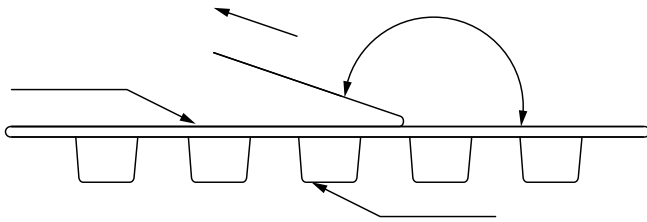
C
C
C

:



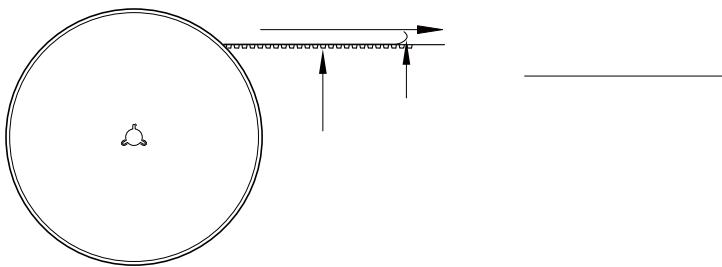
SCM5040	5.3± 0.1	5.3± 0.1	1.5± 0.1	4.0± 0.2	12.0± 0.1	16.0± 0.3	4.6± 0.1	1.75± 0.1	0.40± 0.05

Marking	Printing Impedance)
---------	---------------------



The peel force of top cover tape shall be between 0.1 to 1.17 N

:



:

- tions (temperature: -5 to 35°C, humidity: 75% RH Max).If the storage period elapses, the soldering of the
- Product should not be exposed to environment with high temperature, high humidity, dust, corrosive gas and
-
-
- Self heating (temperature increase) occurs when the power is turned ON, so the tolerance should be sufficient
- Before soldering, be sure to preheat components.The preheating temperature should be set so that the
-
- tions.If overheated, a short circuit, performance deterioration, or lifespan shortening may occur.
- Generally, Koher might not be familiar with either customer's specific application or actual requests as customer performance described in the product specification is suitable for using in customer's particular application or
-
- An open circuit may occur due to mechanical stress from the resin, its amount, cured shape, or operating
-
- Prior to using the coating resin, please verify that no reliability issues are observed.
- When applying conformal coating for product protection, materials with a high shrinkage rate should be avoided.If such materials must be used, it is recommended to apply silicone around the inductor core in a closed loop to prevent the conformal coating from flowing into or penetrating the windings, thereby avoiding open-circuit failures caused by the coating's thermal stress.