


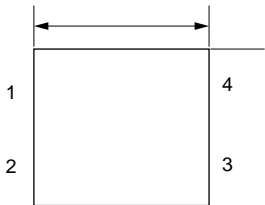
SMD Common Mode Inductor Size 1211



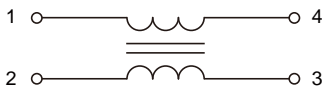
- Chip common mode filter for large current applications.
- Low profile design makes it optimal for surface mounting.
- Operating temperature -40~+125 °C
- Quantity:500 pcs

- Power line noise countermeasure for various electronic equipment
- Noise countermeasure for adapter lines and battery lines or larger electronic equipment such as note PCs and word processors

Dimensions: [mm]



Schematic:



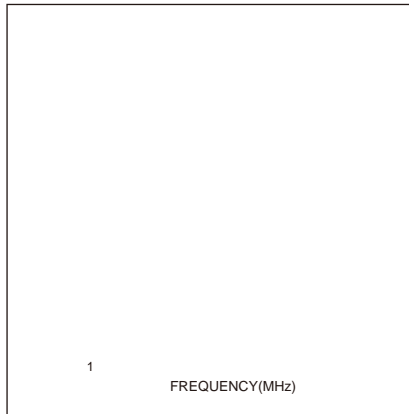
Land Pattern:[mm]

Electrical Properties:

Part No	Impedance @ 100 MHz Min. (Ω)	Impedance @ 100 MHz Typ. (Ω)	DC Resistance Max. (mΩ)	Temperature Rise Current Max. (A)	Rated Volt Max. (V)	IR Min. (MΩ)

Part No	Impedance @ 100 MHz Min. (Ω)	Impedance @ 100 MHz Typ. (Ω)	DC Resistance Max. ($m\Omega$)	Temperature Rise Current Max. (A)	Rated Volt Max. (V)	IR Min. ($M\Omega$)

Typical Electrical Characteristics:



Cautions and Warnings:

Storage Conditions :

- The storage period is within 12 months after the completion of production. Be sure to follow the storage conditions (temperature: -5 to 35°C, humidity: 75% RH Max). If the storage period elapses, the soldering of the terminal electrodes may deteriorate. The warranty period is one year.
- Product should not be exposed to environment with high temperature, high humidity, dust, corrosive gas and etc.
- Products should be handled with care to avoid damage or contamination from perspiration and skin oils.
- Please always handle products carefully to prevent any damage caused by dropping down or inappropriate removing.

Operation Instructions:

- Self heating (temperature increase) occurs when the power is turned ON, so the tolerance should be sufficient for the set thermal design.
- Before soldering, be sure to preheat components. The preheating temperature should be set so that the temperature difference between the solder temperature and chip temperature does not exceed 150°C.
- Soldering corrections after mounting should be within the range of the conditions determined in the specifications. If overheated, a short circuit, performance deterioration, or lifespan shortening may occur.
- Generally, Koher might not be familiar with either customer's specific application or actual requests as customer does. As a result customer shall be responsible for checking and confirming whether Koher product with the performance described in the product specification is suitable for using in customer's particular application or not.

Conformal coating:

- The inductance value may change due to the high cure stress of the resin used for coating or molding.
 - An open circuit may occur due to mechanical stress from the resin, its amount, cured shape, or operating conditions.
 - Please exercise careful attention when selecting a resin for the coating or molding process.
 - Prior to using the coating resin, please verify that no reliability issues are observed.
 - When applying conformal coating for product protection, materials with a high shrinkage rate should be avoided. If such materials must be used, it is recommended to apply silicone around the inductor core in a closed loop to prevent the conformal coating from flowing into or penetrating the windings, thereby avoiding open-circuit failures caused by the coating's thermal stress.
-