
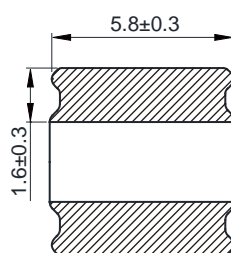
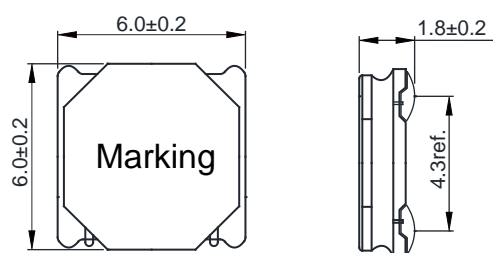


SMD Power Inductors For Automotive Size 6020

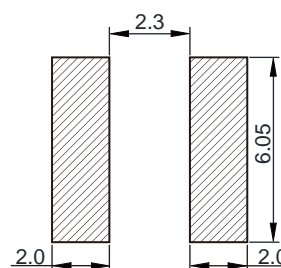


- Magnetic shield type wound inductor for power circuits using a ferrite magnetic material
 - High magnetic shield construction and compatible with high-density mounting.
 - Larger current and lower Rdc were achieved by optimizing the ferrite core figure.
 - Operating temperature: -55 to +125°C (including self-temperature rise)
 - AEC-Q200 qualified
 - Quantity: 2000pcs
- Car navigation, car stereo and car accessories only

Dimensions: [mm]



Land Pattern: [mm]




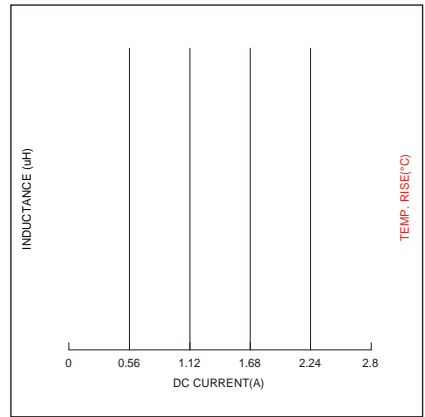
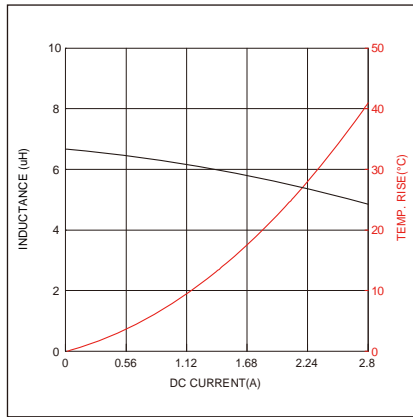
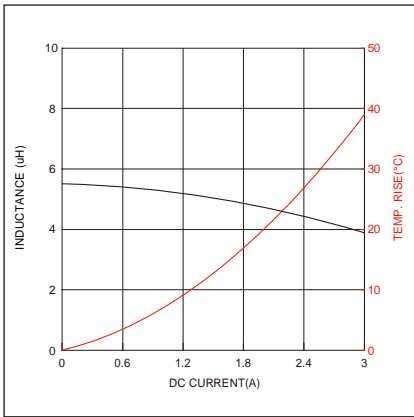
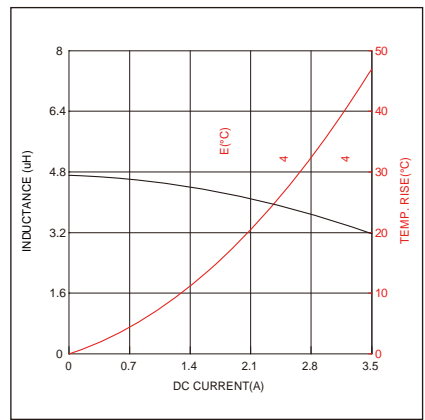
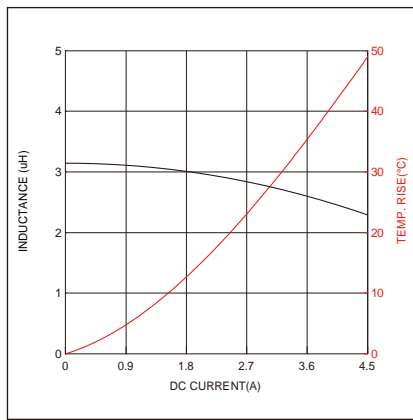
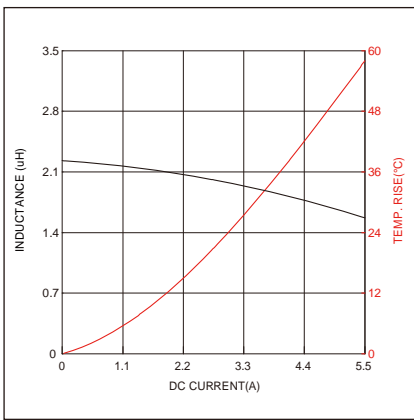
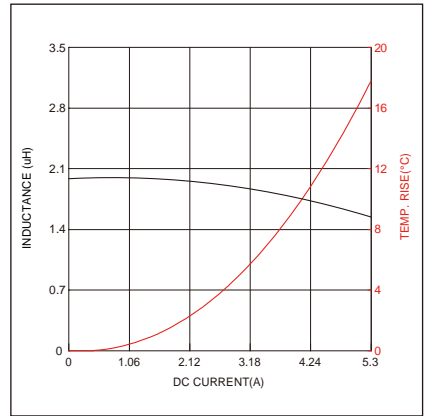
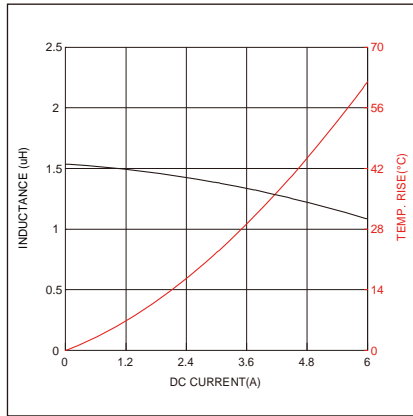
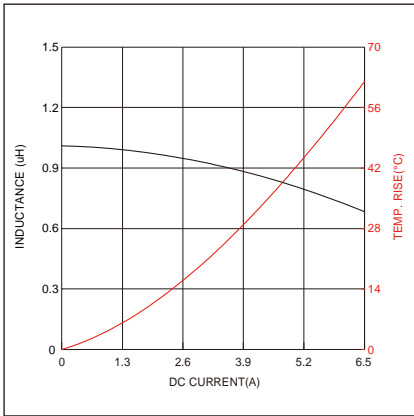
Electrical Properties:

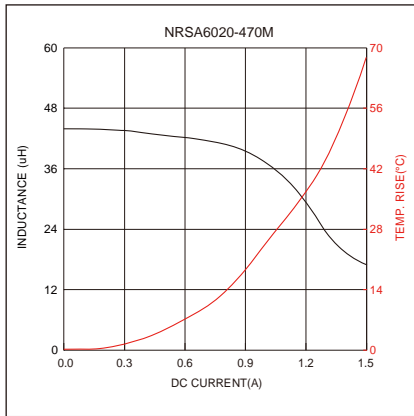
| | (μH) | | Saturation | | | |
|---------------|-------------------|------------|------------|------|---------------|-------|
| | | | (A) | (A) | (m Ω) | (MHZ) |
| NRSA6020-1R0M | 1.0 | $\pm 20\%$ | 6.20 | 4.50 | 19.0 | 86 |
| NRSA6020-1R5M | 1.5 | $\pm 20\%$ | 5.50 | 3.80 | 22.5 | 72 |
| NRSA6020-2R0M | 2.0 | $\pm 20\%$ | 5.30 | | 25.0 | 71 |
| NRSA6020-2R2M | 2.2 | $\pm 20\%$ | 5.00 | 3.50 | 29.0 | 62 |
| NRSA6020-3R3M | | $\pm 20\%$ | 4.00 | 3.30 | 35.0 | |
| NRSA6020-4R7M | 4.7 | $\pm 20\%$ | 3.00 | 2.80 | 54.0 | |
| NRSA6020-5R6M | | $\pm 20\%$ | 2.70 | 2.60 | 59.0 | 32 |
| NRSA6020-6R8M | 6.8 | $\pm 20\%$ | 2.60 | 2.50 | 78.0 | 25 |
| NRSA6020-8R2M | 8.2 | $\pm 20\%$ | 2.40 | 2.30 | 103 | 24 |
| NRSA6020-100M | 10 | $\pm 20\%$ | 2.10 | 2.10 | 106 | 18 |
| NRSA6020-150M | 15 | $\pm 20\%$ | 1.50 | 1.60 | 138 | 15 |
| NRSA6020-220M | 22 | $\pm 20\%$ | 1.30 | 1.40 | 204 | 12 |
| NRSA6020-470M | 47 | $\pm 20\%$ | 0.82 | 0.75 | 520 | 8 |

will cause the coil temperature rise approximately $t40^{\circ}\text{C}$

will cause L to drop approximately 30%.

Typical Electrical Characteristics:





Soldering Reflow:

Preheat condition: 150 ~200 °C / 60~120 sec.

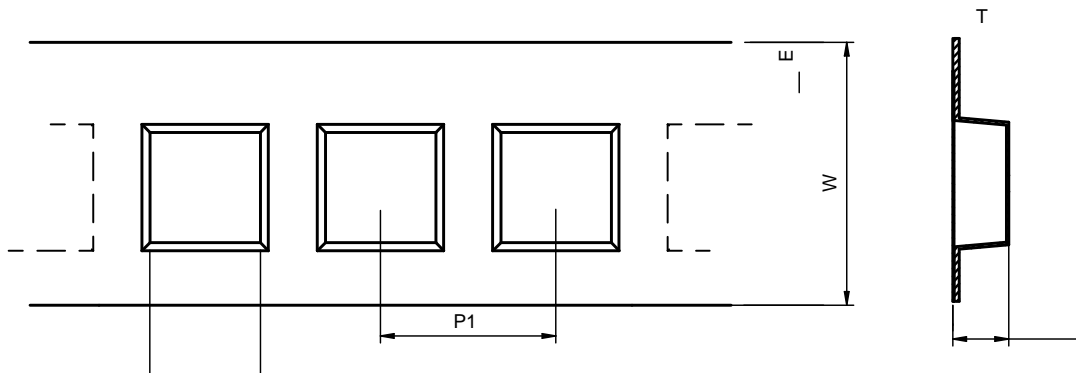
Allowed time above 217 °C : 60~90 sec.

Max temperature: 260 °C .

Allowed Reflow time: 2x max.

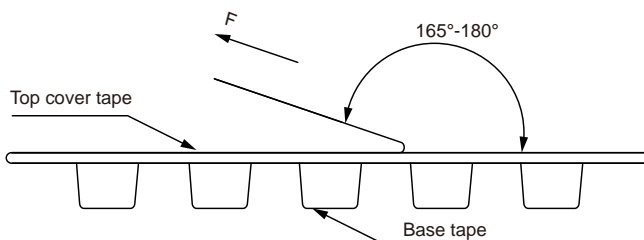
Packaging Information:

Tape Dimension :



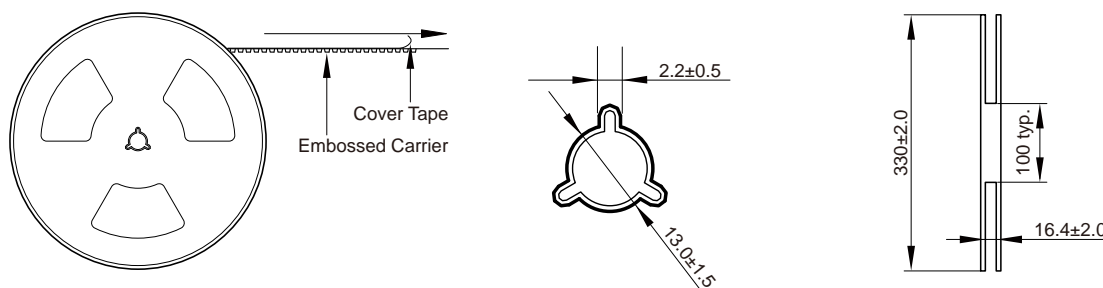
| Series | A0 (mm) | B0 (mm) | D (mm) | P0 (mm) | P1 (mm) | W (mm) | K0 (mm) | E (mm) | T (mm) |
|----------|---------|---------|---------|---------|----------|----------|---------|----------|-----------|
| NRSA6020 | 6.4±0.1 | 6.4±0.1 | 1.5±0.1 | 4.0±0.1 | 12.0±0.1 | 16.0±0.3 | 2.3±0.1 | 1.75±0.1 | 0.35±0.05 |

Peel force of top cover tape:

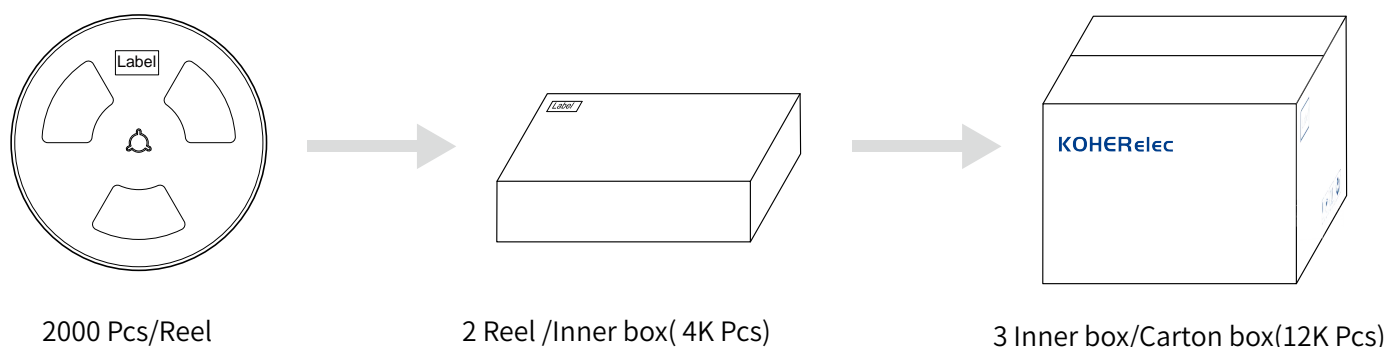


The peel force of top cover tape shall be between 0.3 to 1.17 N

Reel Dimension: [mm]



Packaging Quantity:



Cautions and Warnings:

Storage Conditions :

- The storage period is within 12 months after the completion of production. Be sure to follow the storage conditions (temperature: -5 to 35°C, humidity: 75% RH Max). If the storage period elapses, the soldering of the terminal electrodes may deteriorate. The warranty period is one year.
- Product should not be exposed to environment with high temperature, high humidity, dust, corrosive gas and etc.
- Products should be handled with care to avoid damage or contamination from perspiration and skin oils.
- Please always handle products carefully to prevent any damage caused by dropping down or inappropriate removing.

Operation Instructions:

- Self heating (temperature increase) occurs when the power is turned ON, so the tolerance should be sufficient for the set thermal design.
- Before soldering, be sure to preheat components. The preheating temperature should be set so that the temperature difference between the solder temperature and chip temperature does not exceed 150°C.
- Soldering corrections after mounting should be within the range of the conditions determined in the specifications. If overheated, a short circuit, performance deterioration, or lifespan shortening may occur.
- Generally, Koher might not be familiar with either customer's specific application or actual requests as customer does. As a result customer shall be responsible for checking and confirming whether Koher product with the performance described in the product specification is suitable for using in customer's particular application or not.