

# MDTE Series

Wire Wound Molded SMD Power Inductors

Size 6060

## FEATURES

- 
- 
- 
- 
- 
- 

°C

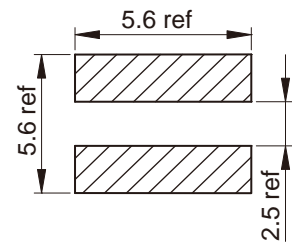
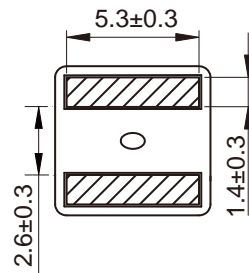
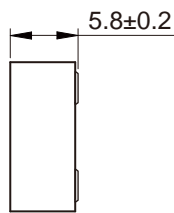
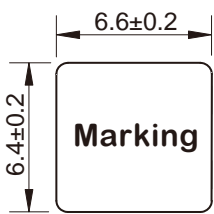
## APPLICATION

- 
- 



Dimensions: [mm]

Land Pattern: [mm]



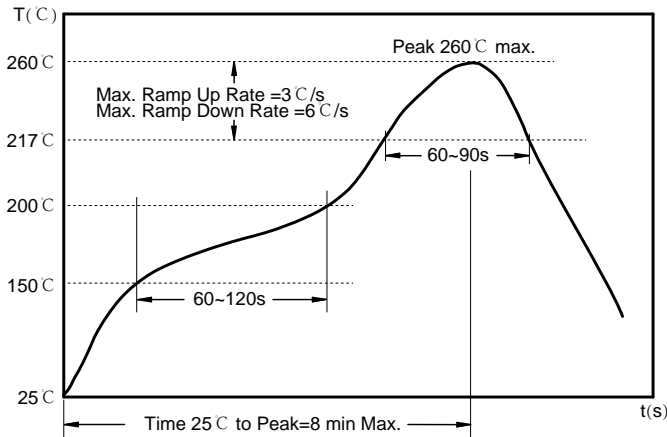
Electrical Properties:

Part No	Inductance @ 100KHz/0.1V	Tolerance	Current Typ.	Current Max.	Temperature Rise Current Typ.	DC Resistance Max.

Saturation Current will cause L to drop approximately 30%

Temperature Rise Current: The actual value of DC current when the temperature rise is  $\Delta T=40^{\circ}\text{C}$

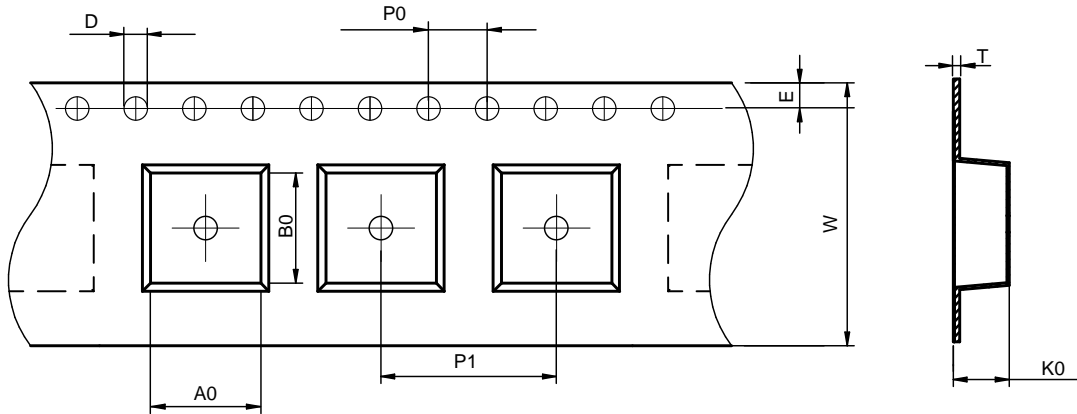
## Soldering Reflow:



Preheat condition: 150 ~200°C / 60~120 sec.  
 Allowed time above 217°C: 60~90 sec.  
 Max temperature: 260°C.  
 Max time at max temperature: 10 sec.  
 Allowed Reflow time: 2x max.

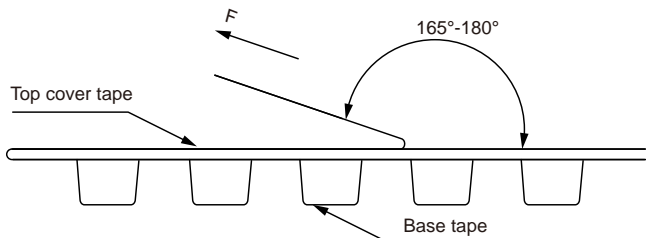
## Packaging Information:

### Tape Dimension:



Series	A0 (mm)	B0 (mm)	D (mm)	P0 (mm)	P1 (mm)	W (mm)	K0 (mm)	E (mm)	T (mm)
MDTE6060	7.0±0.1	6.8±0.1	1.5±0.1	4.0±0.1	12.0±0.1	16.0±0.3	6.3±0.1	1.75±0.1	0.35±0.05

### Peel force of top cover tape:

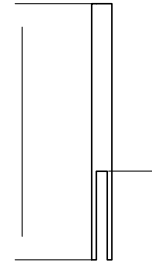
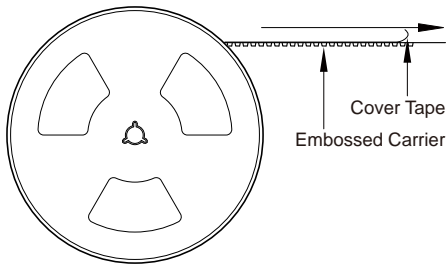


The peel force of top cover tape shall be between 0.1 to 1.3 N

### Product Marking:

Marking	Printing (Inductance)
---------	-----------------------

Reel Dimension: [mm]



Packaging Quantity: