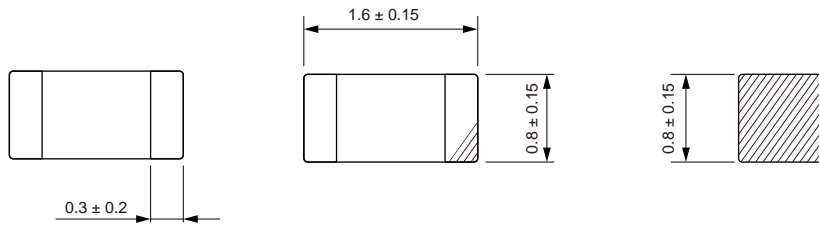


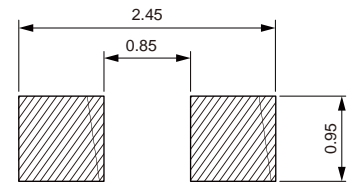
# SMD EMI Suppression Ferrite Bead Size 0603



Dimensions: [mm]



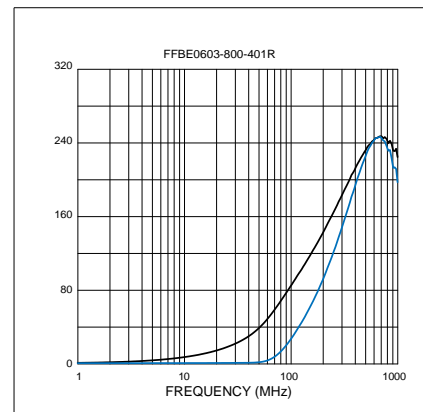
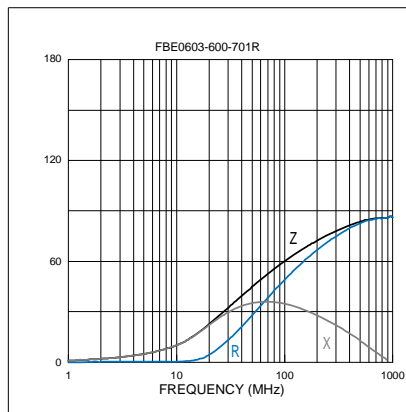
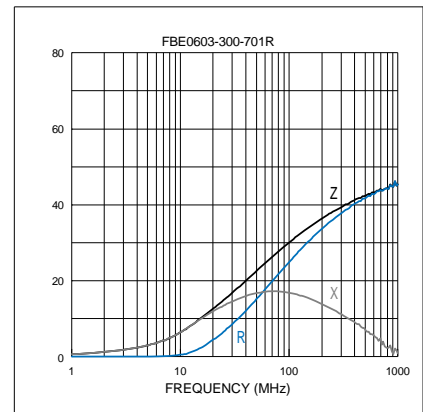
Land Pattern: [mm]

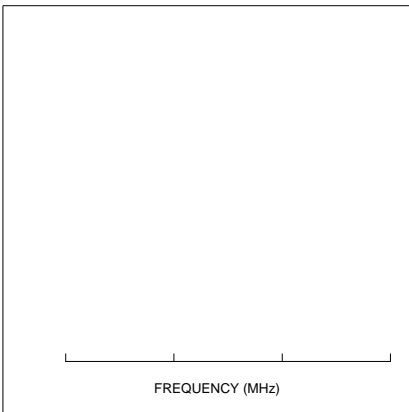
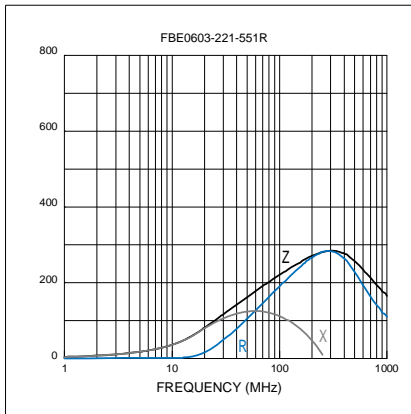


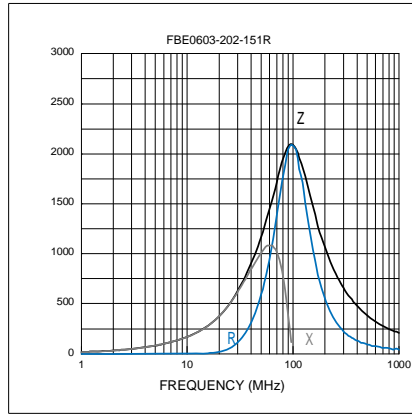
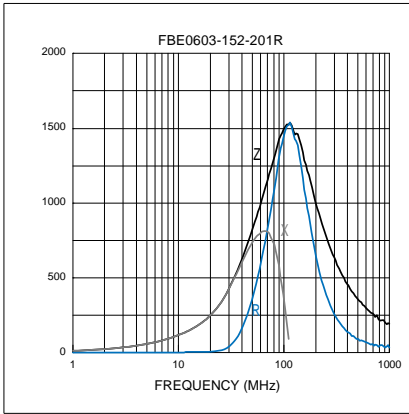
## Electrical Properties:

Part No	Impedance @ 100MHz (Ω)	Tolerance	Temperature Rise Current Max. (mA)	DC Resistance Max. (Ω)
FBE0603-100-701R	10	±25%	700	0.20
FBE0603-300-601R	30	±25%	600	0.25
FBE0603-300-701R	30	±25%	700	0.20
FBE0603-600-601R	60	±25%	600	0.30
FBE0603-600-701R	60	±25%	700	0.20
FBE0603-800-401R	80	±25%	400	0.30
FBE0603-101-301R	100	±25%	300	0.20
FBE0603-121-301R	120	±25%	300	0.40
FBE0603-121-601R	120	±25%	600	0.25
FBE0603-151-301R	150	±25%	300	0.40
FBE0603-151-601R	150	±25%	600	0.25
FBE0603-221-251R	220	±25%	250	0.60
FBE0603-221-551R	220	±25%	550	0.30
FBE0603-301-201R	300	±25%	200	0.80
FBE0603-301-501R	300	±25%	500	0.35
FBE0603-471-201R	470	±25%	200	0.85
FBE0603-471-351R	470	±25%	350	0.45
FBE0603-601-151R	600	±25%	150	1.20

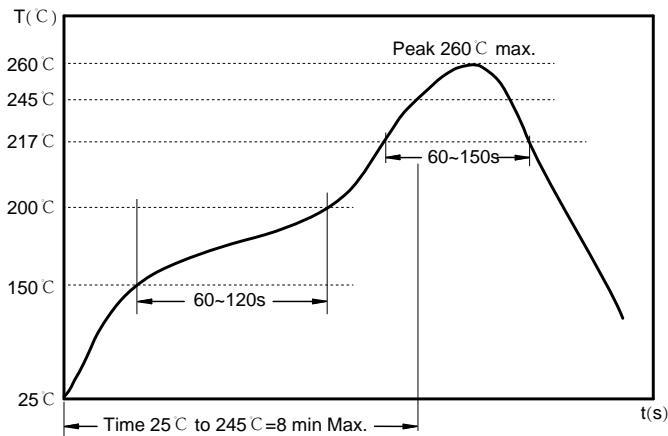
## Impedance & Frequency Characteristics:







## Soldering Reflow:



Preheat condition: 150 ~200°C / 60~120 sec.

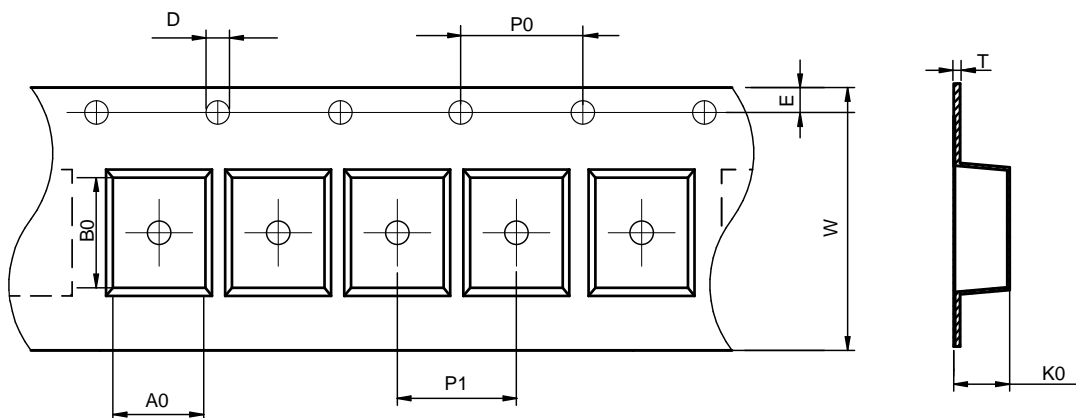
Allowed time above 217°C : 60~150 sec.

Max temperature: 260°C.

Allowed Reflow time: 3x max.

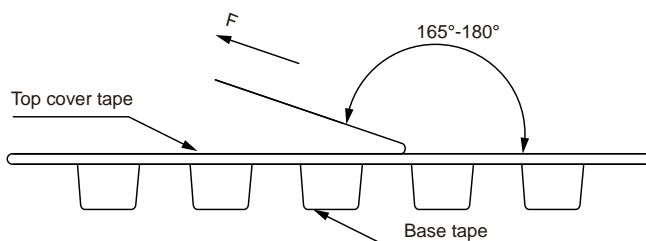
## Packaging Information:

### Tape Dimension:



Series	A0 (mm)	B0 (mm)	D (mm)	P0 (mm)	P1 (mm)	W (mm)	K0 (mm)	E (mm)	T (mm)
FBE0603	0.96±0.05	1.80±0.05	1.5±0.1	4.0±0.1	4.0±0.1	8.0±0.3	0.95±0.1	1.75±0.1	0.95±0.05

### Peel force of top cover tape:



The peel force of top cover tape shall be between 0.14 to 0.58 N

Reel Dimension: [mm]

