SMD Wire Wound Ceramic Inductor
Size 0402

-
-
-
-
-

Dimensions: [mm]

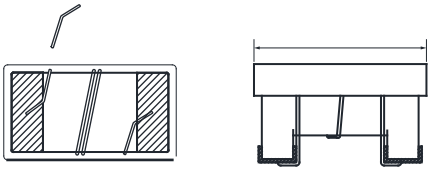

Land Pattern: [mm]

Electrical Properties:

Part No	Inductance (nH)	Test @MHz	Tolerance	Q Min.	Test Q @MHz	Temperature Rise Current Max. (mA)	DCR Max.	SRF Min. (GHz)
			%					

Part No	Inductance (nH)	Test @MHz	Tolerance	Q Min.	Test Q @MHz	Temperature Rise Current Max. (mA)	DCR Max.	SRF Min. (GHz)
			%					
			%					
			%					
			%					
			%					
			%					
			%					
			%					
			%					
			%					
			%					
			%					
			%					
			%					
			%					
			%					
			%					
			%					
			%					
			%					
			%					
			%					
			%					
			%					
			%					
			%					
			%					
			%					
			%					
			%					
			%					
			%					

℃

Typical Electrical Characteristics:

Inductance VS. Frequency Characteristics:

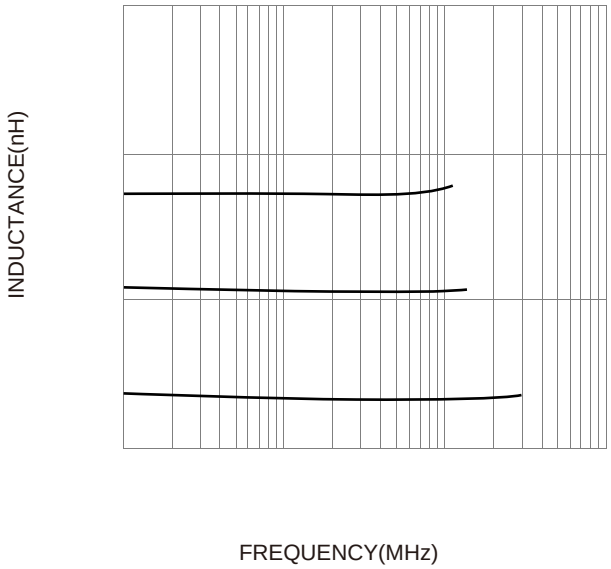
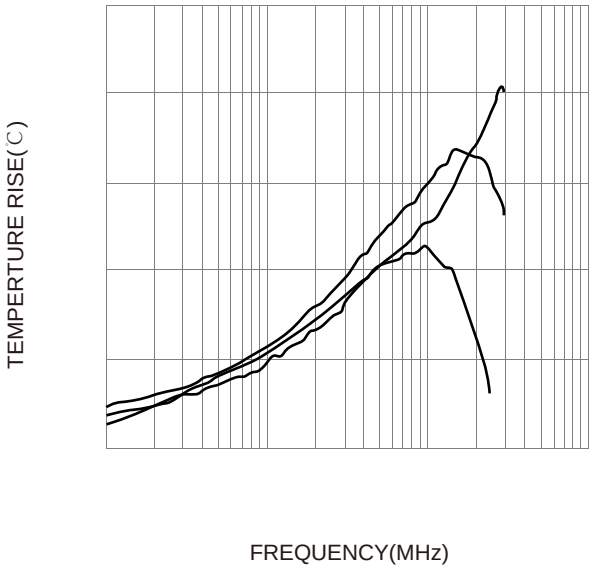
Temperture Rise VS. Frequency Characteristics: